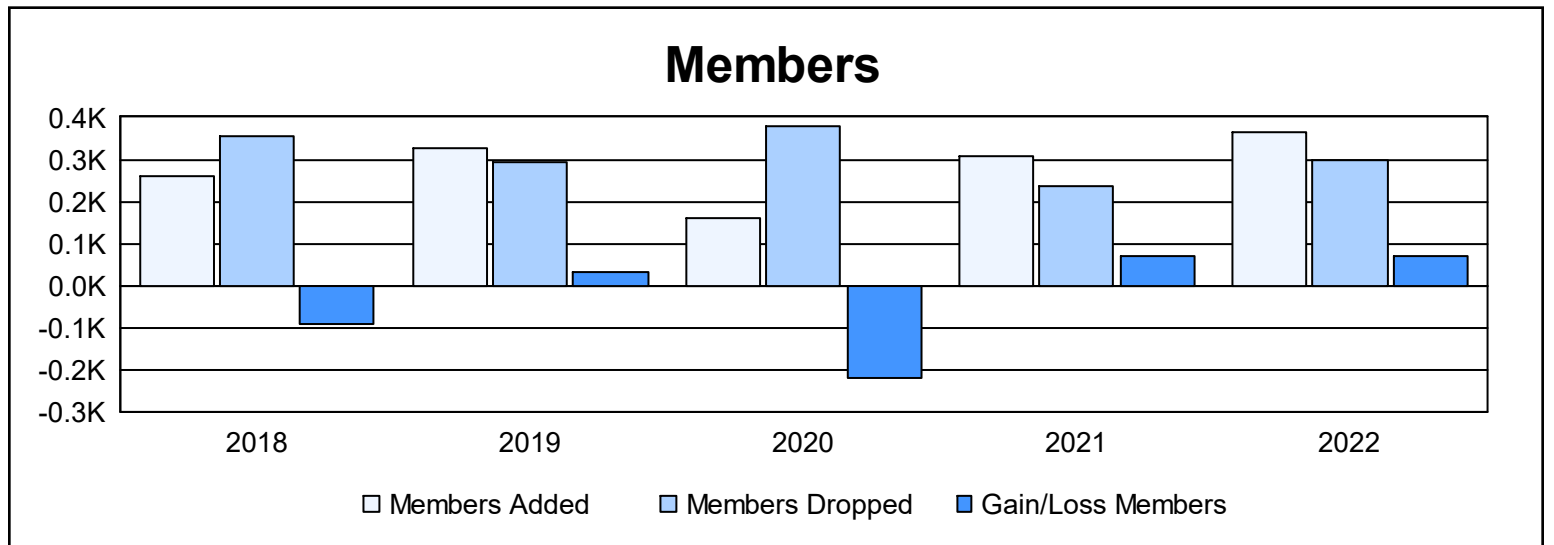
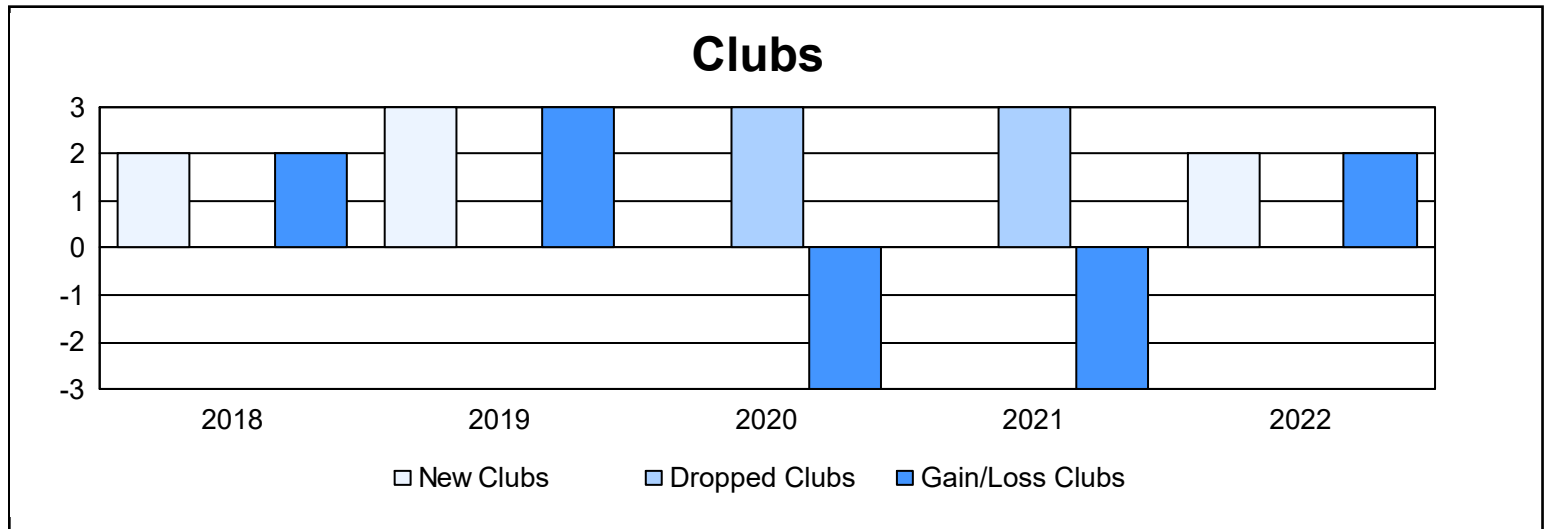
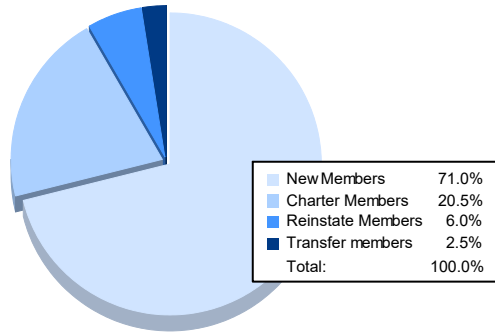


| Year           | New Clubs | Dropped Clubs | Gain/ Loss Clubs | New Members | Charter Members | Reinstate Members | Transfer Members | Total Member Added | Total Members Dropped | Gain/ Loss Members |
|----------------|-----------|---------------|------------------|-------------|-----------------|-------------------|------------------|--------------------|-----------------------|--------------------|
| 2017-2018      | 2         | 0             | 2                | 178         | 46              | 21                | 16               | 261                | 353                   | -92                |
| 2018-2019      | 3         | 0             | 3                | 167         | 112             | 34                | 13               | 326                | 294                   | 32                 |
| 2019-2020      | 0         | 3             | -3               | 122         | 9               | 17                | 10               | 158                | 380                   | -222               |
| 2020-2021      | 0         | 3             | -3               | 268         | 5               | 21                | 15               | 309                | 238                   | 71                 |
| 2021-2022      | 2         | 0             | 2                | 260         | 75              | 22                | 9                | 366                | 297                   | 69                 |
| <b>Average</b> | <b>1</b>  | <b>1</b>      | <b>0</b>         | <b>199</b>  | <b>49</b>       | <b>23</b>         | <b>13</b>        | <b>284</b>         | <b>312</b>            | <b>-28</b>         |



### Membership Composition June 2022 Cumulative



### Gender Composition June 2022 Cumulative

